

Model code : UKM_30CS016OFROD
Print date: 05/08/2022
Last updated: 05/08/2022

Prepared for :

C P8X4 OFF ROAD 11L E6 - GVW 32T / GCW 32T

RENAULT TRUCKS

C 430



This table includes the weights of the RENAULT TRUCKS options: full urea tank, oil, screen wash fluid and coolant at 100%, fuel fill level 90% and driver present (75 kg)

To maintain the driving comfort (lightness of steering, braking) of vehicles in all load and driving conditions once the vehicle is bodied, the following minimum axle load(s) must be respected: A value corresponding to 43% of the weight of the unladen bodied vehicle kerb weight (with driver, without passenger)

DTI 11 ENGINE

Max. power output: 316 kW between 1700 and 1900 rpm

Max. torque: 2050 Nm from 1000 rpm to 1400 rpm

Power output (UK): 424 hp

6-cylinder in-line diesel engine - Common rail high-pressure fuel-injection (2000 bar) - 24 valves - overhead camshaft, rear-mounted timing

High pressure provided by three pumps on injector bodies

Bore 123 mm - stroke 152 mm - Capacity 10.8 L

Turbocharger

Electronically controlled fan

Direction of rotation (seen from G/B end): anti-clockwise

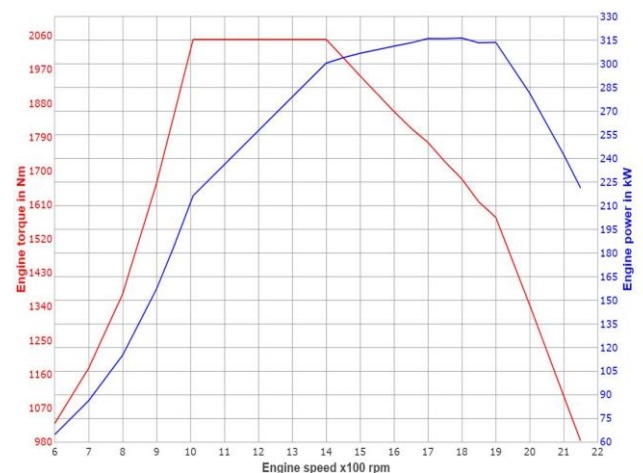
Sheet metal oil sump

EEC EURO VI pollution control level

Compact after-treatment system (catalytic converter, DPF, SCR)

Cooling liquid

Automatic particulate filter regeneration with manual control



ENGINE EQUIPMENT



Fast idling control whilst moving
Partial gas recycling (semi-closed circuit)
Without engine Power Take Off.
Electronic speed limiter (90 km/h).

CLUTCH

Single-plate clutch, diameter 430 mm

GEARBOX

Optidriver AT 2612F gearbox (14.94 - 1) with automatic clutch. Aluminium housing.

Max. torque 2550 Nm, 12 forwards gears and 3 reverse gears.

Steering wheel-mounted operating mode selection (automatic/manual) via gear shift selector.

Gearbox rear intermediate housing in aluminium

Gearbox oil cooler, oil/water heat exchanger

RETARDER

OPTIBRAKE (power rating 300 kW at 2300 rpm):
combination of the exhaust brake and valve compression braking, coupled to service brake

POWER TAKE-OFF

Power take-off S81
Output: splined hollow shaft (DIN 5462)
Direction of rotation: opposite to engine
Torque: 1000 Nm
Ratios: 0.71/0.90
Position: 18h

STEERING

Right hand drive.
Hydraulic power steering, variable flow pump
Steering ratio 26.2:1 - Steering wheel diameter 460 mm
Integral hydraulic power assisted steering (2 independent circuits and 2 pumps).
Driving on the left

AXLES

Axle with zero-maintenance steering knuckles
Load capacity (technical max.) Front axle: 16 t
Equal load distribution on front

WHEELS AND TYRES

Dimension 315/80 R22.5
C. CROSSTRAC HS3 / HD3 profile
ALCOA brushed matt aluminium wheels
Chrome wheel nut protectors with chrome wheel nut caps
Spare wheel and tyre supplied loose.

REAR AXLES

PMR 23150 single reduction

Integral differential lock

Rear loading capacity (technical max.): 21 t

Rear load equally distributed

Drive axle ratio: 3.09

Engine speed at 90 km/h: 1412 rpm

Service brake:

Twin-cylinder air compressor 900 l/min, 636 cm³

Braking system with two independent circuits.

Ventilated disc brakes.

Electronic management of air production by EACU (Electronic Air Control Unit):

Dryer cartridge optimised by preventive maintenance.

Disengageable air compressor

Aluminium air tanks.

Without rear trailer coupling.

Adaptation: "Forced parking brake if driver's door is open at a speed below 3 km/h"

Low-position rear brake cylinders

EBS:

Hill Start Aid

Wheel anti spin regulation (ASR)

Brake pad wear balancing (discs)

Wheel antilock braking system (ABS)

Emergency braking assist (AFU)

Harmonisation of tractor and trailer braking

Brake performance warning

Coupling of retarders and service brakes

Parking brake:

EPB (Electronic Parking Brake) automatic parking brake, immobilization provided by spring cylinders

Brake adjustment:

Automatic brake lining slack compensation.

Emergency brake:

Ensured by independence of main device circuits

CAB

Cab exterior:

Night & Day cab

All steel Cab, electro-zinc plated and cathophoretic paint treatment.

Cab paint colour: White ekla

technical code: 09350

Red badge

Aerodynamic dirt deflectors on the headlamps

4-point cab air suspension with ride-height control system

Two side doors of which one is accessible from inside the cab

2 heated, remote control rear view mirrors.

2 wide angle rearview mirrors.

Kerb view mirror.

Rear view mirrors for bodywork up to 2.55 m wide

Fold-back front view mirror



Air horn
Front wing mudflaps
Door extensions
Cab accessories: cab colour
External sun visor
Tinted, laminated windscreen.
Without rear window.

Cab interior:

Quality roof console, 1 storage compartment with key lock, 1 storage space with net and 4 ISO modules
Interior sun blind on windscreen and driver's side window
- 7" colour multimedia touchscreen
Pre-equipment for cameras
CB pre-equipment.
DTCO 4.0 digital chronotachograph
Offset 24 V socket
Manual roof vent
Mosquito net on air vent
Rubber insulating floor mats
Two driver's armrests
Red seat belts
Two passenger armrests
Leather seat trim.
Performance lower bunk
Drawer under bunk with document holder
Reading lamps on overhead ledge
Direct cab lighting
Cab lighting time-delay.
Curtains around cab. Curtain separating driving position from rest area.
Bunk area lighting
Bunk area remote control
2 storage boxes under bunk, one accessible from interior and exterior
Two coat hooks on rear panel and one on passenger side
First-aid box
Driver's window with impulse control.
Cab independent night heater air/air (2 kW)
Electronic air conditioning.
Cab air filtration, washable filter
Handbook and Service pack in English.
2 loudspeakers and 2 tweeters
2 kg fire extinguisher in cab, accessible from inside and outside the cab

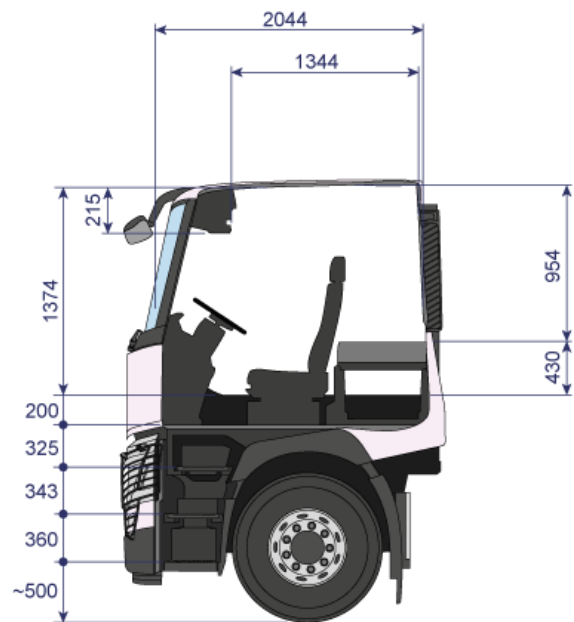
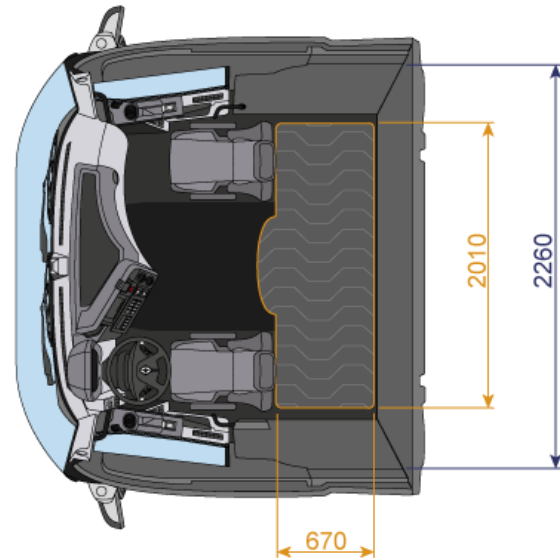
Steering wheel equipment:

Ultimate leather steering wheel
OPTIDRIVER control
OPTIBRAKE and retarder control on right-hand side
Easy Access steering column adjustable in 3 directions
ROADPAD+:
- HGV-specific TOM TOM navigation system
- FM and DAB+ radio
- USB port and jack socket
- dual Bluetooth connection

Instrument panel:

7" HD colour information display
Speedometer in miles
12 V + 24 V socket on dashboard, for accessories.

Starting inhibitor controlled by transponder key.
Remote control central door locking with folding key
Cruise control and speed limiter configurable by rotary control



ELECTRONIC EQUIPMENT:

English and French language display
Additional language (Spanish)
SAE cab socket for vehicle data extraction
FMS Gateway fleet management interface 3.0
Assistance button for geolocation via the 24/7 platform
Electrical pre-arrangement for safety system (LDWS: lane departure warning system, alcolock, cameras)



ELECTRICAL EQUIPMENT

Battery capacity: 225 Ah
 Maintenance-free batteries
 Battery cut-out remote control
 Electrical circuit automatically goes to standby
 Alternator : 150 amp capacity.
LED rear signalling and lighting (EEC standard e2 10113)

CHASSIS

Chassis protective paintwork, mineral grey colour
 technical code: 03650
Chassis reinforcement from front of drive axle to rear of chassis
Porte-à-faux avec prédisposition spécifique benne et longerons pré-perçés pour le carrossier
 Removable front towing cap.
 High-position front anti-underrun bar
 Without rear under-run bar .
 Transmission crossmember Medium
Closing cross member with pre-drilling for towing yoke
 Twin cartridge air filtration for dusty environments
 Side exhaust.

BUMPER - STEPS AND LIGHTING

3-section plastic bumper with metal corners and headlamp grilles
 Retractable windscreen access step in radiator grille
 Access to driving position by 3 steps
 Step lighting.
Metallic door sills
 Electrical headlamp levelling control.
 LED day running lights
 Provision for lighting rail on front end
Front fog lights.

SUSPENSION

Front suspension

2-leaf front leaf springs

1	2	3	4	5	6	7	8	9	10	11	12
14.94	11.73	9.04	7.09	5.54	4.35	3.44	2.70	2.08	1.63	1.27	1.00

The manufacturer reserves the right to modify the specifications above without prior notice.

Non contractual document.

For further assistance please contact Product Applications at Renault Trucks UK Limited, Wedgnoek Lane , Warwick , CV34 5YA Telephone +44 (0)1926 475333.

Stabiliser bar

Rear suspension:

3-leaf parabolic rear springs
 Stabiliser bar
 Rear shock absorbers

FUEL TANK

Plastic tank positioned between the 2 front axles
 275-litre plastic tank positioned between the two front axles on the left
 Sedimenter and prefilter (R60). Bleed control on dashboard.

AdBlue

Plastic tank for 57 litres of AdBlue
 Urea tank on the right

STANDARD EQUIPMENT

Tool kit.
 Reversing warning buzzer, including night switch.
 Windscreen washer bottle capacity: 12L

BODYWORK

Side members with bodywork bracket fastening holes
Bodybuilder access through bulkhead
 Orange LED side marker lights with reflector
 Interface for bodybuilder connections and BBM module (Body Builder Module)
Bodybuilder electrical interface on chassis

SERVICE

Optifleet:

Optifleet Check: technical data reports for fuel consumption monitoring by vehicle and by driver, 5-year prepaid subscription

GEARBOX RATIOS

