



# Light commercial vehicle

**RENAULT TRUCKS TRAFIC**



**RENAULT  
TRUCKS**

[renewal-trucks.co.uk](https://renewal-trucks.co.uk)

# Take to the road with Renault Trucks

**Driving with Renault Trucks means choosing a partner committed to supporting you, whenever you need it.**

It means being able to select the most effective and technical solution. It means being able to choose trucks that are functional, efficient and comfortable.

It also means choosing easy to use, tried and tested technologies that are right for your business.


It involves building a strong, warm and lasting partnership.

**It means making the right choice.**



## → Pioneers since 1894

Marius Berliet designed his first engine back in 1894. Louis Renault founded the Renault Frères company in 1898. With this heritage of excellence in the production of trucks in France, Renault Trucks is carrying on a long tradition of expertise and innovation that saw the appearance of the first electric truck in 1923 and the flat platform cab in 1990. We put businesses on the road to high performance.



## → Committed to the future



We can provide the right transport solution at the right time with the right energy solution, with minimal environmental impact. Renault Trucks provides solutions to efficiently reduce pollution and CO<sub>2</sub> emissions: optimised diesel engines and biofuels, 100% electric trucks as well as a range of services promoting strong environmental performance.

## → Responsible manufacturer

As a member to the UN Global Compact, Renault Trucks is committed to reducing its impact on our climate and to using resources and conducting business in a responsible manner. Renault Trucks has had its social responsibility audited by the independent Ecovadis organisation, which has ranked it among the best performing companies in its sector.



# The Traffic Red Edition - only at Renault Trucks

For more than 35 years, Renault Trucks has supported business by putting its heavy truck expertise at the service of professionals that drive commercial vehicles. Explore the Traffic Red Edition, which puts the finishing touches to Renault Trucks' range of commercial vehicles.

## ACROSS THE ENTIRE TRAFIC RANGE




## KEY STANDARD FEATURES OF THE TRAFIC RED EDITION

### EXTERIOR

- Chrome grille
- Half-painted front bumper
- Body-coloured rail covers and light mounts

### INTERIOR

- Chrome effect dashboard
- Refrigerated glove compartment
- Wireless smartphone charger
- Carbon fabric upholstery
- Manual air-conditioning
- Cruise control with downhill braking + speed limiter
- Automatic activation of headlights and windscreen wipers



**Red**  
By RENAULT  
TRUCKS

# Traffic Red Edition - unique to Renault Trucks

Optional extras to add to the standard Traffic Red Edition to provide a premium experience.



## KEY STANDARD FEATURES OF THE TRAFIC RED EDITION EXCLUSIVE

### AN EXCLUSIVE EXTERIOR DESIGN

- Uniform colour across the whole vehicle body
- Silver Black Diamond alloy wheels Red
- Aluminium load sill
- Fog lamps
- 5 colours, including 4 metallic
- Red livery

### ENHANCED DRIVING COMFORT

- Driver's seat with lumbar adjustment and armrest
- Folding passenger seat with shelf and storage
- Non-brushed aluminium grain dashboard
- Geometric fabric upholstery
- 4.2" colour main display
- 8" screen and smartphone mirroring
- Synthetic leather steering wheel
- LED cab lighting
- Hands-free card
- Red rubber matting

### A LOADING AREA DESIGNED FOR PROFESSIONALS

DELIVERY pack\*:

- 270° panelled rear doors (L2H1)
- Panelled partition and hatch (van)
- LED loading lights

**Red  
Edition**  
By RENAULT  
TRUCKS



\*Standard on MY23  
Image shown is MY23

# Peace of mind for your business

Renault Trucks is the perfect time-saving partner for your business: fast and efficient servicing, extended opening hours and 24/7 assistance including towing. Optimise your vehicle's uptime by maintaining its full potential.



# Experts at your side

You can rely on a whole network of Renault Trucks professionals. With almost 1400 service points across Europe, there will always be a dealer near you.

## FAST & PROFESSIONAL SPACE DEVOTED EXCLUSIVELY TO COMMERCIAL VEHICLES:

- Expert and trained technicians
- Extended opening hours, including Saturday mornings\*
- Fast appointments for repairs and maintenance

\*May vary by dealership.



## QUALITY PARTS AND RELIABLE SERVICE FOR PEACE OF MIND AT WORK



### Warranty covering parts and labour

3-year parts, breakdown and towing warranty for all operations carried out at an approved Renault Trucks repairer.

### Genuine parts

Quality original parts: reliable, strong and approved to maintain vehicle performance.


### Reman parts

Reconditioned parts available to maintain your vehicle performance by giving them a second life.



### 24/7 breakdown service

With a network of experts capable of responding to your needs in 16 languages, a coordinator will be your exclusive point of contact for any work that has to be done. Breakdowns are dealt with by specially trained roadside technicians who use special vehicles and work with dedicated diagnostic tools.



# Keep costs down with our tailor-made packages


## MAINTENANCE PACKAGES

Our prices are fixed in advance and repairs are carried out using original parts to guarantee the performance of your work vehicles.

## MAINTENANCE CONTRACT PACKAGES

### START & DRIVE PACKAGE

REFERENCE	PERFORMANCE		EXCELLENCE
	STANDARD	MAXI	
			OPTION
	OPTION	OPTION	WEAR PARTS
OPTION	REPAIRS (complete vehicle)	REPAIRS (complete vehicle)	REPAIRS (complete vehicle)
PREVENTIVE MAINTENANCE	PREVENTIVE MAINTENANCE	PREVENTIVE MAINTENANCE	PREVENTIVE MAINTENANCE

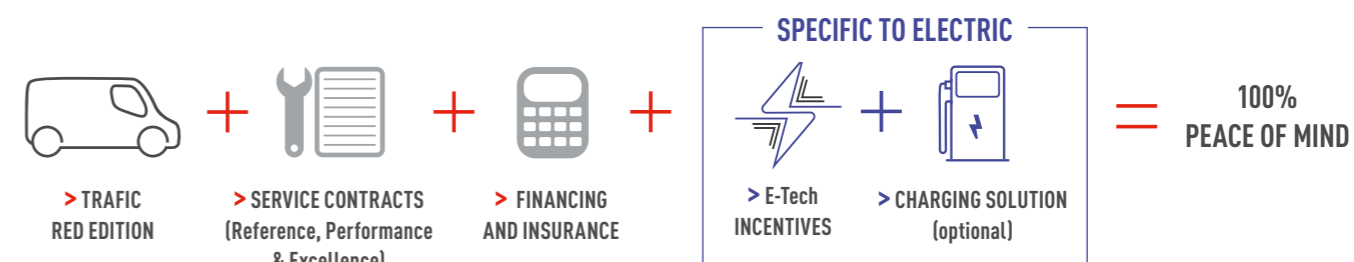


\* options possibles

## ALL-IN-ONE FINANCING

Renault Trucks Financial Services offers a number of financing plans (hire purchase, lease solutions or contract Hire), as well as tailor-made insurance products\*. Our all-in-one package gives you complete control over your total cost of ownership - with no nasty surprises.

\*available depending on the country



# Optimise your fuel consumption

Class-leading Euro 6 step E dCi engines and driving aids to reduce emissions.



**130 / 150 / 170 PS ENGINE**  
for lower fuel consumption and increased productivity.



**GEARSHIFT ASSISTANCE**  
to optimise fuel consumption.



**STOP & START SYSTEM**  
standard on all engines.



**DRIVE MODE**  
standard on all models with manual transmission to reduce fuel consumption.



# Full electric to access restricted areas

Perfectly suited to assignments involving last mile deliveries, whether in staggered hours or urban areas with traffic restrictions, Renault Trucks E-Tech Traffic delivers the goods.



→ **6 VERSIONS**

- 2 heights (the H2 : allows stand up in the van with 1.89m height inside)

→ **3 MODELS**

- Panel van
- Crew cab van
- Platform cab

→ **GVW**

- 3,07 tons

→ **BATTERY**

- 52 kWh
- Technology: Lithium-ion

→ **ELECTRIC MOTOR**

- Max. power: 90 kW
- Max. torque: 245 Nm

→ **PAYLOAD**

- 1 160 kg



**RESPONSIBLE PROCUREMENT**

Audits are carried out from the supply chain to the cobalt mines. Batteries are assembled in Europe. Vehicles are assembled in France.



**52 KWH BATTERY COVERED WITH 8 YEARS WARRANTY\***

\*Battery State of Health 66% guaranteed 8 years or 160 000km.



→ **REDUCED OPERATING COSTS**

Energy cost estimation: 18.7kWh/100km WLTP cycle.



→ **ADAPTED RANGE**

Up to 394 kilometres WLTP in urban cycle\*.

\*or 297 kilometres on combined cycle



→ **NO SOUND NUISANCE**

for better integration in urban environments and greater driving experience.

# Customised support

In association with its partners\*, Renault Trucks supports you by installing and maintaining your charging infrastructure to facilitate your transition to electrical energy.

- A diagnosis to define your energy needs
- Personalised recommendations to match your profile
- Purchase and installation of charging stations and infrastructure
- Implementation of software to manage your installations
- Installation maintenance

\*Offers depend on the country in question

**Rely on Renault Trucks E-Tech certified network and maintenance contract to guarantee total peace of mind**

## Start & Drive Excellence contract



# Fully customisable

Renault Trucks can offer a vehicle configuration tailored to your business.



# Custom-made design

You can organise the interior of your commercial vehicle to suit your business needs. Everything in its own place!

## CAREFULLY-DESIGNED INTERIOR:

- Hatch under bench seat
- Bench seat with storage
- Internal ladder rack
- Suitable for a wide range of approved conversions across all sectors



# Ready to go for all trades...

The Traffic Red Edition is available in a variety of models - van, double cab, platform cab or combi to meet the needs of your business. Using special equipment (engine power take-off, additional wiring unit and body adaptation unit), Renault Trucks makes it easy to transform your vehicle.



# ... And to carry out all kinds of work



## TRACTION CAPACITY

→ Ability to tow up to 2.5 tonnes

## A COMBI MODEL FOR TRANSPORTING PASSENGERS

→ Up to 9 people and their luggage

→ Superb comfort for both driver and passengers



# Safely carry any type of payload...

With its cubic shape and modular structure, the Renault Trucks Trafic guarantees the best load length on the medium commercial vehicle market.

→ **MAXIMUM EFFECTIVE VOLUME**  
8.9 m<sup>3</sup>

→ **MAXIMUM EFFECTIVE HEIGHT**  
1.9 m

→ **MAXIMUM EFFECTIVE LENGTH**  
4.15 m

→ **PAYLOAD**  
up to 1300 kg



→ **AN INTERIOR DESIGNED TO TRANSPORT YOUR EQUIPMENT SAFELY**

A latch on the left door\* and side lashing hooks to safely transport long items.

\*standard on H1 single cab models



# ... And make deliveries where your customers need them

With the Renault Trucks Trafic, you can meet your customers' every need at all times, in any environment!

## HIGH-EFFICIENCY LOADING AND UNLOADING CAPABILITIES

- 180° or 270° rear doors
- Tail gate (optional)
- Twin side doors (optional)

## PRACTICAL PARKING

- Ideal for parking in urban environments due to low roof height and compact dimensions





# Even in the most crowded or height restricted areas

## REDUCED WIDTH AND HEIGHT

- Height: 1.97 m
- Width: 1.95 m

## SMALL TURNING CIRCLE

- 6.2 m



# On board comfort

You can even turn your cab into a functional and convenient mobile office.



Induction charger for smartphones



8" touch screen with smartphone mirroring



Fold-down centre backrest provides a stable and convenient work surface



Folding bench seat



Up to 88 litres of storage space



Refrigerated glove compartment

# Everything within reach

In-cab controls are all situated within easy reach to deliver a high degree of driver usability. Driving aid systems and an automated gearbox allow the driver to concentrate on the task at hand.



1 Adaptive cruise control

2 Driver or driver and passenger airbag, optional side airbag

3 4.2" colour main display

4 Keyless starting system

5 8" touch screen with smartphone mirroring

6 Manual or regulated air conditioning

7 Induction charger for smartphones

8 Optional extra: Dual-clutch automated gearbox  
(on 150 and 170 hp models)

# Driving comfort

A driver's cab designed to provide a good field of vision in built-up areas.

- 1 LARGE WINDSCREEN
- 2 LED HEADLAMPS
- 3 FLAT DASHBOARD
- 4 SUN SHADE WITH BLIND SPOT WARNING



# Work in complete safety

The Trafic Red Edition works alongside you on each trip by using technology to enhance your safety.



Driver assistance technology and different braking systems protect people and cargo. Various items of equipment and accessories further enhance driver safety.



→ **ELECTRONIC STABILITY CONTROL - ESC**  
standard to allow the driver to maintain directional control and prevent the vehicle from overturning in dangerous situations.




→ **OPTIONAL FRONT AND REAR RADAR**  
Audible warning signals are emitted when an obstacle is detected.



→ **OPTIONAL LANE DEPARTURE WARNING**  
An audible warning signal alerts the driver of unintentional drifting from the vehicle's trajectory.



→ **EXTENDED GRIP**  
Electronic management for all types of terrain (sand, snow, mud, etc.), is available as standard on all range.



→ **HILL START ASSIST**  
The brakes are held for a few seconds after releasing the pedal to make hill starts easier.




→ **CROSSWIND ASSISTANCE**  
This system helps the driver to stay in lane when experiencing crosswind.




→ **BLIND SPOT WARNING**  
The driver is warned of hazards in the blind spot using a light signal in the wing mirrors.

## Active emergency braking (aeb) available across the range



→ **ADAPTIVE CRUISE CONTROL**  
to help vehicles maintain a safe following distance and automatically adjusts the speed of the vehicle below the set one.



→ **ROAD SIGN DETECTION**  
To recognize traffic signs and keeping the driver informed of speed limit changes and other important road information.

# Technical specifications

## VARIOUS MODELS

→ L1H1 VAN



→ L2H1 DOUBLE CAB VAN



→ L2H1 VAN



→ L2H1 COMBI (available on diesel only)



→ L2H2 VAN



→ L2 PLATFORM CAB



## COLOURS

### SOLID LACQUER COLOURS



Glacier White



Urban Grey



Magma Red

### METALLIC COLOURS



Highland Grey



Comet Grey



Carmin Red



Midnight Black

# Finishes

## RED EDITION




### EXTERIOR DESIGN

Chrome radiator grille - Half-painted front bumper, body-coloured side hatch rail and light mounts



### UPHOLSTERY

Carbon grey fabric



### WHEEL RIMS

Metal 16" - standard hub casing



## RED EDITION EXCLUSIVE



### EXTERIOR DESIGN

Chrome radiator grille - semi-painted front bumper, body-coloured side hatch rail, light mounts, side guards, rear bumper and mirrors, Red Edition stickers\*



\*MY23

### UPHOLSTERY

Black geometric fabric



### WHEEL RIMS

Aluminium 17" - Silver Black Red



# Accessories



Towing hook



Roof rack solutions



Door sill concealing panel



Red Edition mat



Foot board



Red Edition covers



Side hatch lock



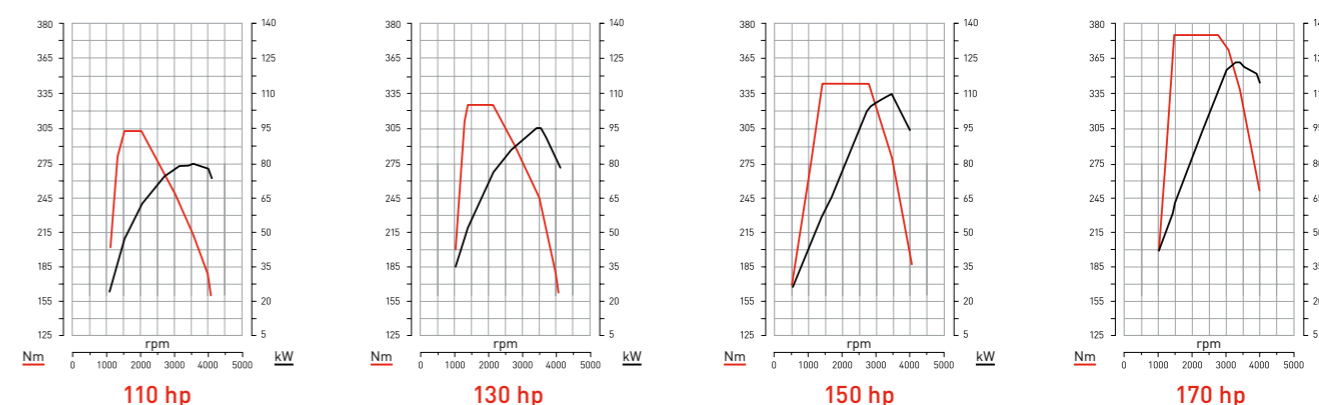
EWP wood trimming

# Range overview

	Van		Double cab van		Platform cab	9-seater Combi
	L1H1 L2H1	L1H2 L2H2	L1H1 L2H1	L1H1 L2H1	L2	L1H1 L2H1
<b>Equipment level</b>	Red Edition Red Edition EXCLUSIVE		Red Edition	Red Edition Red Edition EXCLUSIVE	Red Edition	Red Edition
<b>Manual gearbox engine</b>	110 hp 130 hp 150 hp 170 hp		150 hp 170 hp	110 hp 130 hp 150 hp 170 hp	150 hp 170 hp	150 hp
<b>Automated dual clutch engines</b>	150 hp 170 hp		-	150 hp 170 hp	-	150 hp 170 hp
<b>GCW</b>	L1H1 : 3T L2H1 : 3.1T		3T	3T	3T	2.8T

# Power train

	110 hp Stop & Start	130 hp Stop & Start	150 hp Stop & Start	170 hp Stop & Start
<b>Engine capacity</b>	4 cylinders / 2.0 L / Single Turbo			
<b>Maximum power at 3500 rpm</b>	81 kW	96 kW	110 kW	125 kW
<b>Maximum torque at 1500 rpm</b>	300 Nm	320 Nm	350 Nm	380 Nm
<b>Type of injection</b>	Common Rail Direct Injection (2500 bar)			
<b>Tank Capacity (Fuel / AdBlue)</b>	80 L / 24.7 L			
<b>Transmission</b>	Manual 6-speed		Manual 6-speed / EDC6 dual clutch	
<b>Standard</b>	EURO 6 D-FULL			
<b>Cycle</b>	WLTP (Worldwide harmonized Light vehicles Test Procedures)			
<b>Fuels compliant with European standards with which the engines of vehicles sold in Europe are compatible</b>	<b>B7</b> : EN590 compliant fuel containing up to 7% fatty acid methyl esters by volume <b>B10</b> : EN16734 compliant fuel containing up to 10% fatty acid methyl esters by volume <b>XTL</b> : EN15940 compliant paraffinic diesel fuel containing up to 7% fatty acid methyl esters by volume			



# E-Tech (Electric version)

	Panel Van			Crew Cab		Platform
	L1H1	L2H1	L2H2	L1H1	L3H1	L2
<b>GVW</b>	3.07 Tons					
<b>Payload</b>	1.16 Tons					
<b>Load volume</b>	5.8 m <sup>3</sup>	7.75 m <sup>3</sup>	8.9 m <sup>3</sup>	3.36 m <sup>3</sup>	4 m <sup>3</sup>	-
<b>Battery</b>	52 kWh / 400V / 332 kg / 48 modules / 192 cells					
<b>Maximum speed</b>	110 km/h or 90 km/h					
<b>Motor type</b>	R120 / Max Power : 90kW - 120 hp / Max Torque : 245 Nm					



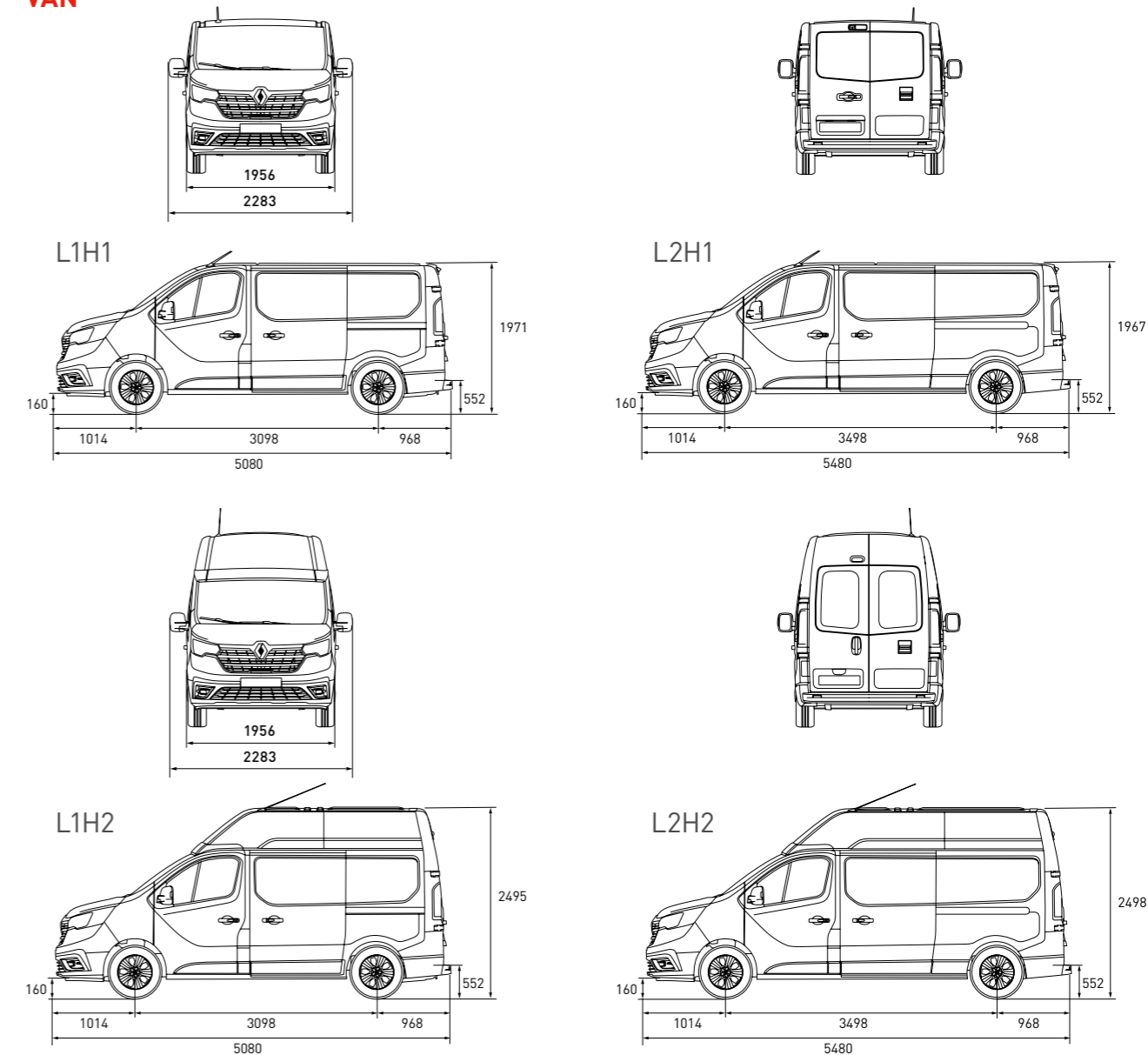
# Weights and dimensions

## Van / Double cab van

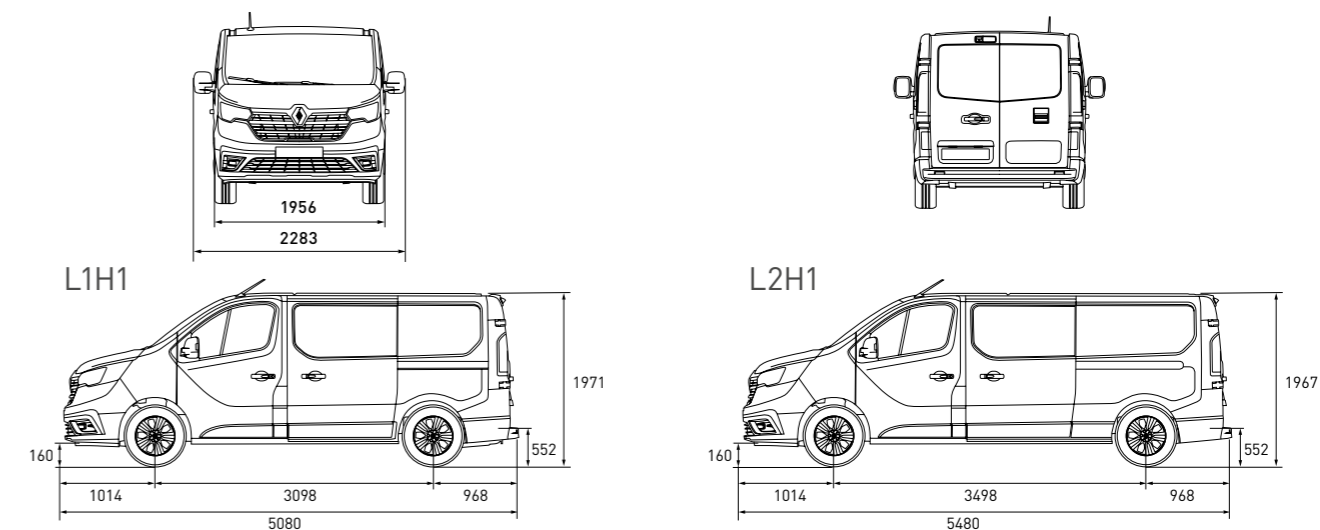
	Van				Double cab van	
	L1H1	L1H2	L2H1	L2H2	L1H1	L2H1
<b>FRONT-WHEEL DRIVE</b>						
GCW	3 t	3 t	3.1 t	3 t	3 t	3 t
<b>External dimensions</b>						
Overall length	5080 mm		5480 mm		5080 mm	5480 mm
Long overhang	1014 mm					
Wheelbase	3098 mm		3498 mm		3098 mm	3498 mm
Rear overhang	968 mm					
Overall width / with wing mirrors	1956 / 2283 mm					
Total height	1971 mm	2495 mm	1967 mm	2498 mm	1971 mm	1967 mm
Turning circle, kerb-to-kerb / wall-to-wall	6.2 / 6.4 m		6.9 / 7.18 m		6.2 / 6.4 m	6.9 / 7.18 m
Min. ground clearance	160 mm					
<b>Weight and loads</b>						
Max. load on front axle	1625 kg					
Max. load on rear axle	1650 kg					
Maximum towable mass (unbraked / braked) manual gearbox	750 / 2500 kg					
Maximum towable mass (unbraked / braked) EDC	750 / 1800 kg	-	750 / 1690 kg	-	750 / 1800 kg	750 / 1690 kg
<b>Loading area (mm)</b>						
Effective volume	5.8 m <sup>3</sup>	6.7 m <sup>3</sup>	7.75 m <sup>3</sup>	8.9 m <sup>3</sup>	3.36 m <sup>3</sup>	4.3 m <sup>3</sup>
Width x length of bulkhead hatch	510 X 222 mm				-	
Internal effective length / to 1m	2537 mm		2937 mm		2023 / 1340 mm	2423 / 1740 mm
Internal effective floor length including under-seat area / footwell	2950 / 3750 mm		3350 / 4150 mm		-	
Effective height	1387 mm	1898 mm	1387 mm	1898 mm	1387 mm	
Internal effective width	1662 mm					
Width between wheel arches	1268 mm					
<b>Sliding side hatch(es)</b>						
Height	1284 mm					
Width to 100 mm / 600 mm	1030 / 907 mm					
<b>Rear doors</b>						
Height	1320 mm	1820 mm	1320 mm	1820 mm	1320 mm	1820 mm
Width (to 70 mm)	1391 mm					
Loading sill	552 mm					

# Cabs

## VAN



## DOUBLE CAB VAN



# Weights and dimensions

## Platform cab / 9-seater Combi\*



(available on diesel version only)

\*M1 Classification

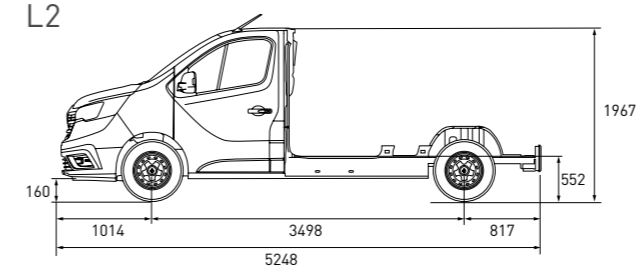
	Platform Cab	9-seater Combi*	
	L2	L1H1	L2H1
<b>FRONT-WHEEL DRIVE</b>			
GCW	3 t	3 t	3 t
<b>External dimensions</b>			
Overall length	5248 mm	5080 mm	5480 mm
Long overhang	1014 mm		
Wheelbase	3498 mm	3098 mm	3498 mm
Rear overhang	817 mm	968 mm	
Overall width / with wing mirrors	1956 / 2283 mm	1956 / 2283 mm	
Total height	1967 mm	1971 mm	1967 mm
Turning circle, kerb-to-kerb / wall-to-wall	6.9 m / depending on body	6.2 / 6.4 m	6.9 / 7.18 m
Min. ground clearance	160 mm	160 mm	
<b>Weight and loads</b>			
Max. load on front axle	1585 kg	1625 kg	
Max. load on rear axle	1650 kg	1650 kg	
Maximum towable mass (unbraked / braked) manual gearbox	750 / 2000 kg	750 / 2500 kg	
Maximum towable mass (unbraked / braked) EDC	-	750 / 1800 kg	750 / 1690 kg
<b>Effective volume</b>			
8-9 seater model	-	1 m <sup>3</sup>	1.8 m <sup>3</sup>
3rd row folded down / removed	-	2.5 / 3.2 m <sup>3</sup>	3.4 / 4.1 m <sup>3</sup>
2nd row folded down / removed	-	4.7 / 5.2 m <sup>3</sup>	5.7 / 6.0 m <sup>3</sup>
<b>Internal dimensions</b>			
Loading length in 8-9 seater version	-	736 mm	1136 mm
Loading length 3rd row folded down / removed	-	1152 / 1650 mm	1552 / 2050 mm
Loading length 2nd row folded down / removed	-	2066 / 2537 mm	2466 / 2937 mm
Effective height	-	1369 mm	
Maximum internal width	-	1662 mm	
Width between wheel arches	-	1268 mm	
<b>Sliding side hatch(es)</b>			
Height	-	1284 mm	
Width to 100 mm / 600 mm	-	1030 / 907 mm	
<b>Rear opening (mm)</b>			
Door height 180° / tailgate	-	1320 / 1295 mm	
Width (to 70 mm)	-	1391 mm	
Loading sill	-	552 mm	

# Cabs

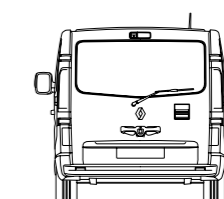

## PLATFORM CAB



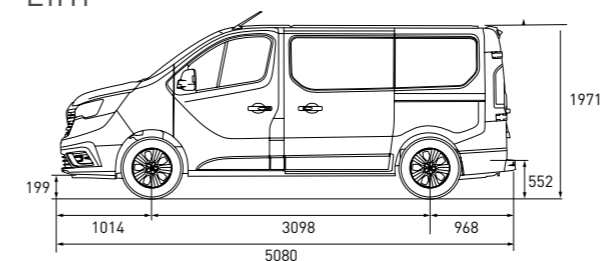
L2



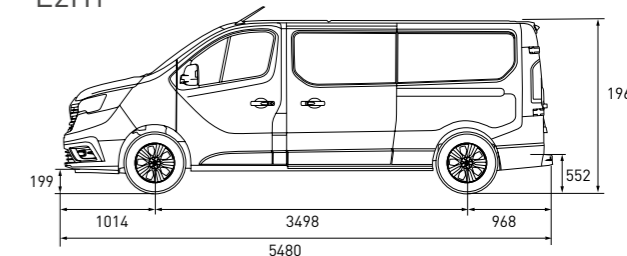
## 9-SEATER COMBI (available on diesel version only)



L1H1




L2H1





05/2023

We recommend Renault Trucks Oils.  
Dimensions and characteristics are only indicative.  
The manufacturer reserves the right to modify them without notice.  
Renault Trucks SAS with a capital of € 50,000,000 - 954 506 077 RCS  
Non contractual photos



**RENAULT  
TRUCKS**