

CV SHOW 2026 EXHIBIT SPEC SHEET

Prepared for :
Renault Trucks UK

17 April 2026



**THANK YOU FOR YOUR INTEREST IN
THE RENAULT TRUCKS TRAFIC RED EDITION - VAN E6 - L2H1**



GB - RTG,60.1
Model code : 09TAD6S21H4R
Print date: 17/04/2026
Last updated: 17/04/2026
Grid Number: 9546873 from 17/04/2026

Prepared for :

CV Show 2026

RENAULT TRUCKS TRAFIC RED EDITION - VAN E6 - L2H1 - GVW 3.07 T / GVW 5.570 T



WEIGHTS

Wheelbase		mm	3.498
Kerb Weight	total	Kg	1953
Chassis cab kerb weight	Front axles (Liftable axle down)	Kg	1304
	Rear axles (Liftable axle down)	Kg	649
Payload before conversion	(C)	Kg	1117
Maximum Weight (registered)	Front axle(s)	Kg	1625
	Rear axle(s)	Kg	1650
	Total (GVW)	Kg	3070

This table includes the weights of the RENAULT TRUCKS options: full AdBlue tank, oil, screen wash fluid and coolant at 100%, fuel fill level 90% and driver present (75 kg)

LENGTHS

Wheelbase		mm	3.498
Overall Chassis Length	(F / BEP L011)	mm	3498
	(A / BEP L001)	mm	5480
Front Overhang	(H / BEP L016)	mm	1014
Rear overhang	Chassis, overall (BEP L017)	mm	968



Grahame Neagus
Head of LCV & Municipal UK & Ireland
Mobile: 07540 155773
grahame.neagus@renault-trucks.com

Telephone:
Fax:
www.renault-trucks.com



HEIGHTS

Wheelbase		mm	3.498
Cab height (unladen)	(O)	mm	1971
Ground clearance, laden	Front (U1 / BEP H015)	mm	160
	Rear (U3 / BEP H016)	mm	160

WIDTHS

Wheelbase		mm	3.498
Track	Front (V1 / BEP W013.1)	mm	1615
	Rear 1 (V2 / BEP W013.2)	mm	1628
Max. cab width	(BEP W002)	mm	1956

OTHER

Wheelbase		mm	3.498
load length (Z1)		mm	2937
Turning Radius	Overall (BEP W012)	mm	6900
Max Interior Volume		m ³	7
Rear Door Height		mm	1320
Interior Height		mm	1387
Entry width, base of rear door		mm	1391
Entry width, top of rear door		mm	1368
Side door height		mm	1284
Side door width		mm	907



Grahame Neagus
Head of LCV & Municipal UK & Ireland
Mobile: 07540 155773
grahame.neagus@renault-trucks.com

Telephone:
Fax:
www.renault-trucks.com



ENGINE

Power: 150 hp
Stop and Start
Cylinder: 1997 cc - 4 cylinders - 16 valves - single turbo
Compression ratio 15.1:1
Maximum power at 3500 rpm: 110 kW
Maximum torque at 1500 rpm: 350 Nm
Cast iron engine block
Injection type: Common rail direct injection (2500 bar)
Timing chain
Diesel particulate filter
 Diesel Particulates filter.
 SCR post-treatment pollution control system with AdBlue injection controlled electronically
 Optimised CO2 emissions for Van and Combi
 Coolant: antifreeze, protection down to -25°C

ELECTRONIC EQUIPMENT:

Advanced Emergency Braking System (AEBS)

GEARBOX

PF6 gearbox, 6 synchronised forward gears and 1 reverse Aluminium casing

STEERING

Right hand drive.

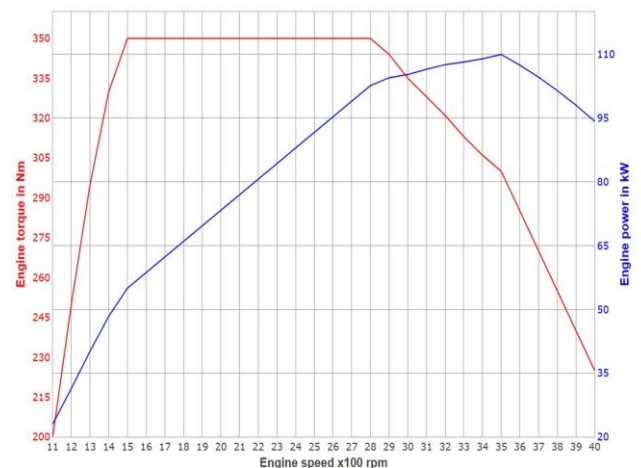
BRAKING

Service brake:

ABS (Anti-lock Braking System).
 Trajectory control regulated according to the trailer and vehicle load (ESP) including:
 anti-slip regulation (ASR)
 Hill Start Assist (HSA)
 Side Wind Assist (SWA)
 improved grip over challenging terrain (Extended Grip)

WHEELS AND TYRES

Fit standard tyres.
 TYRE: PROFILE
 16" steel wheel rims
16" wheels with steel wheel rims and large black grained embellisher with red wheel centres.
 (Tyre make depending on availability).
 Spare wheel



CAB

Cab exterior:

All steel Cab, electro-zinc plated and cataphoretic paint treatment.

Cab Paint Colour: White with a SPACE DYE flip wrap (CUSTOMER)

Customer exterior paint finish

Electric folding rear view mirrors

Tinted windows.

Access by double hinged doors, opening to 270°

Right-hand sheet metal side panel.

Access by LHS sliding, steel panel door.

Sheet metal side panels.

Left rear door latch

Cab interior:

Cab 2/3-seats.

standard steering wheel

Driver's seat with lumbar adjustment

Driver and passenger seatbelt warning

Classic bench

Custom Graphite Grey and red leather seats with complimenting red diamond stitching and white accents and logo

Driver and front passenger front airbags.

The passenger airbag only protects the side front passenger.

The middle front passenger only has seat belt protection.

Glove box with tilting door (5.4 litres)

LED cabin lighting

One-touch driver's window

Screen wash fluid European area

Front manual air conditioning

Panelled bulkhead partition between cab and load area.

Emergency response system can be set manually or automatically in the event of an accident.

Height- and depth-adjustable steering column

DAB radio with 8" display, USB, Bluetooth and Smartphone replication.



Grahame Neagus
 Head of LCV & Municipal UK & Ireland
 Mobile: 07540 155773
 grahame.neagus@renault-trucks.com

Telephone:
 Fax:
 www.renault-trucks.com



Instrument panel:

Open upper dashboard storage compartments: 2.3 L behind the steering wheel and 6 L in the centre of the dashboard
 Induction phone charger
 Main display 3.5" black and white screen
12V socket in the loading area
 Remote control door locking/unlocking
 Folding 3 button key (x2)
 Gear shift indicator
 Cruise control + speed limiter with steering wheel controls
 Intelligent speed management with intelligent speed-limit sign reading.
 Emergency braking assistance
 Driver drowsiness detection and warning system
 Lane Departure Warning System (LDWS)
Rear-mounted reversing camera
 Parking assistance: rear radars.
 TPMS tyre pressure sensors
 Ready to fit alcohol ignition interlock device

ELECTRICAL EQUIPMENT

Standard 70Ah battery
 LED day running lights
 Automatic headlight activation based on light level
 LED headlights and daytime running lights
 Without front fog lights

GEARBOX RATIOS

R1	1	2	3	4	5	6
3.89	4.18	2.11	1.29	0.89	0.69	0.55

*The manufacturer reserves the right to modify the specifications above without prior notice.
 Non contractual document.*

*For further assistance please contact Product Applications at Renault Trucks UK Limited, Wedgnoek Lane ,
 Warwick , CV34 5YA Telephone+44 (0)1926 475333.*

CHASSIS

Traffic Red EDITION

FUEL TANK

Main fuel tank: 80 litres
 Secured access to fuel and AdBlue filler flaps

AdBlue

AdBlue tank: 24.7 litres

BODYWORK

*Floor and side anchoring points
 Custom specified Gentili Tradesman racking solution with false floor and underfloor storage, racking storage within van, and hand sanitizer package and additional lighting.
 External roofrack system with twin custom painted pipetubes and a Harrier single ladder storage system
 LED cargo area lighting*
 Predisposition for connection to bodybuilder box. Provides the following information: Air con operation, brake position, engine speed, clutch position, right and left indicators, hazard warning lights, ignition key position, door status, centralised control. The bodybuilder box Pro available for retrofitting (Box+cable (radio operator connection) +instructions)



Grahame Neagus
 Head of LCV & Municipal UK & Ireland
 Mobile: 07540 155773
 grahame.neagus@renault-trucks.com

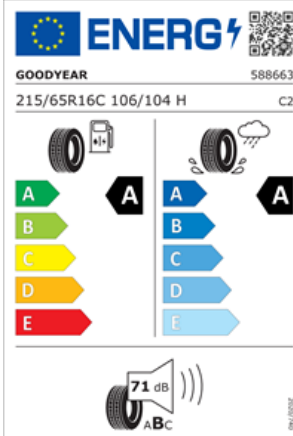
Telephone:
 Fax:
 www.renault-trucks.com



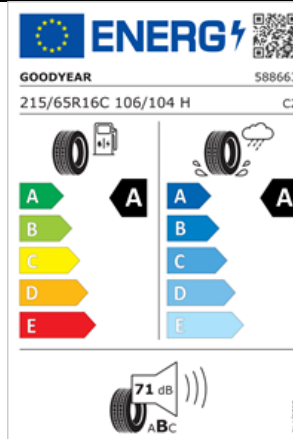
Model code : 09TAD6S21H4R
Calculation reference: 9546873

Energy labels of tires

Front



Rear



The tire energy label is provided for information only. Although the technical characteristics are kept, manufacturer may vary.



Grahame Neagus
Head of LCV & Municipal UK & Ireland
Mobile: 07540 155773
grahame.neagus@renault-trucks.com

Telephone:
Fax:
www.renault-trucks.com

