

GB - RTG,60.1
Model code : 50TAD6S3N23X
Print date: 17/04/2026
Last updated: 17/04/2026
Grid Number: 9546926 from 17/04/2026

Prepared for :

CV Show 2026

RENAULT TRUCKS NEW MASTER RED EXCLUSIVE VAN 3T5 E6e - L3H2 - GVW 3.5 T / GCW 6 T



WEIGHTS

Wheelbase		mm	4.215
Kerb Weight	total	Kg	2306
Chassis cab kerb weight	Front axles (Liftable axle down)	Kg	1456
	Rear axles (Liftable axle down)	Kg	850
Maximum Weight (registered)	Total (GVW)	Kg	3500
	Front axle(s)	Kg	1950
	Rear axle(s)	Kg	2000
Payload	(C)	Kg	1194

This table includes the weights of the RENAULT TRUCKS options: full AdBlue tank, oil, screen wash fluid and coolant at 100%, fuel fill level 90% and driver present (75 kg)

LENGTHS

Wheelbase		mm	4.215
Overall Chassis Length	(F / BEP L011)	mm	4215
	(A / BEP L001)	mm	6410
Front Overhang	(H / BEP L016)	mm	970
Rear overhang	Chassis, overall (BEP L017)	mm	1225



Telephone:
Fax:
www.renault-trucks.com



HEIGHTS

Wheelbase		mm	4.215
Cab height (unladen)	(O)	mm	2488
Ground clearance, laden	Front (U1 / BEP H015)	mm	181
	Rear (U3 / BEP H016)	mm	181

WIDTHS

Wheelbase		mm	4.215
Track	Front (V1 / BEP W013.1)	mm	1770
	Rear 1 (V2 / BEP W013.2)	mm	1730
Max. cab width	(BEP W002)	mm	2080

OTHER

Wheelbase		mm	4.215
load length (Z1)		mm	3634
Turning Radius	Overall (BEP W012)	mm	7800
Max Interior Volume		m ³	13
Rear Door Height		mm	1755
Interior Height		mm	1885
Entry width, top of rear door		mm	1521
Entry width, base of rear door		mm	1537
Side door height		mm	1753
Side door width		mm	1310



Telephone:
Fax:
www.renault-trucks.com



ENGINE

Diesel 4-cylinder in-line with high-pressure Common Rail direct injection (2500 bar)

Bore 85.0 mm - stroke 88.0 mm - Displacement 2.0l

Cooled EGR system

Chain drive

Maximum power: 170 hp/125 kW at 3500 rpm.

Maximum torque: 380 Nm from 1500 to 2750 rpm.

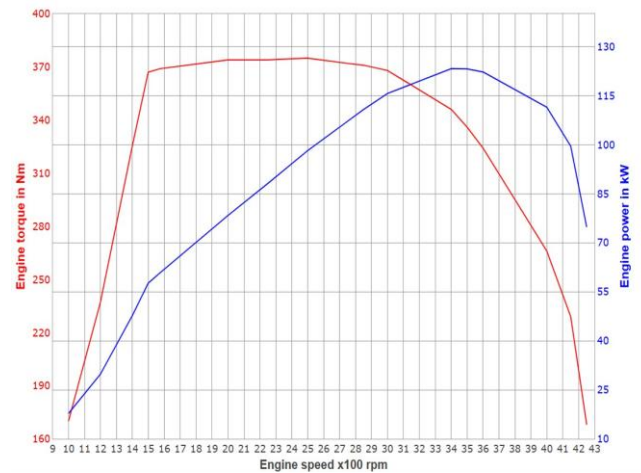
9-speed automatic gearbox with hydraulic converter.

Diesel Particulates filter.

SCR post-treatment system with AdBlue injection controlled electronically.

Optimised CO² emissions level.

Cooling liquid



ENGINE EQUIPMENT

ECO mode: engine mapping and torque control and optimisation of temperature comfort settings
"Stop & Start" engine system for use when the vehicle comes to a standstill
Without engine Power Take Off.

ELECTRONIC EQUIPMENT:

SAE cab socket for vehicle data extraction
Emergency braking system for built-up areas to protect cyclists and pedestrians

GEARBOX

ZT50 9-speed automatic gearbox with hydraulic converter

POWER TAKE-OFF

Without gearbox mounted PTO

STEERING

Retractable rack and pinion steering with collapsible steering in case of impact
Right hand drive.

FRONT AXLE

Independent wheels.
Lower wishbone.
MacPherson suspension system.
Front wheel drive via universal joints.

REAR AXLE ASSEMBLY

Rigid tubular axle guided by leaf springs.

BRAKING

Service brake:

Anti-lock Braking System (ABS) with Emergency Brake Assist (EBA).

Dynamic vehicle stability control including:

- Trajectory control when manoeuvring around obstacles
- Electronic brake load distribution provided to maintain maximum vehicle balance
- Electronic brake load distribution when cornering.

Parking brake:

Manual mechanical parking brake

WHEELS AND TYRES

Fit standard tyres.

TYRE: PROFILE

Tyres 205/75 R16.

2 tone Black and Silver Diamond polished Alloy Wheels

Single-mount rear wheels

Spare wheel with jack

Spare wheel carrier under body with winch



Telephone:
Fax:
www.renault-trucks.com



CAB

Cab exterior:

Panel van vehicle
 All steel Cab, electro-zinc plated and cataphoretic paint treatment.
Cab paint colour: Blue grey metallic
technical code: 01471
Pearlescent black radiator grille surround
 Roof painted in body colour
 Bonnet lift to give access to oil dipstick, windscreen washer bottles, cooling and brake fluid reservoirs plus the offset battery terminals.
 Electric heated door mirror
 Windscreen access steps integrated into front bumper
 Front access by anti-slip step
Access by double hinged doors, opening to 270°
 Vehicle doors central locking.
 Right-hand sheet metal side panel.
 Access by LHS sliding, steel panel door.
 Sheet metal side panels.
 Non-slip rear load sill
Rear step.
 Front anti-spray mud flaps
 Red EXCLUSIVE Livery pack

Cab interior:

Chrome interior dashboard trim
 Upper console large storage areas
 Without tachograph
 Driver depth, height and tilt-adjustable seat with headrest, armrests and lumbar support.
 Alerte oubli de ceinture conducteur et passagers avant
 Fixed passenger bench seat with mobile desk and storage space.
Custom Blue Grey leather with red diamond stitching and white accents and logo.
 Grey Fabric seat upholstery
 Driver and front passenger airbags
 Passenger airbag deactivation device
 Grab handle for front passengers.
 Closed-door glovebox (7.8 litres)
 LED cabin lighting
 Driver and passenger power windows
 Screen wash fluid European area
 Adjustable 8-speed, 6 positions, heater/ defroster for windscreen and front side window demisting.
 Automatic air conditioning
 Fittings for the installation of an additional heater.
 Driving compartment filter, anti-pollen
 Rear panel cab bulkhead
 Insulating partition trim
 Rear and side load compartment grab handles
 3-position front windscreen wiper/windscreen washer.
 Height- and depth-adjustable steering column
 10.1" multimedia screen with integrated navigation and wireless smartphone mirroring
 2-year pre-paid data subscription

Instrument panel:

Open upper dashboard storage compartments
 On-board computer integrating:
 speedometer and tachometer with 3.5" monochrome screen configurable for:
 fuel level, consumptions, AdBlue level, trip meter and odometer, temperatures
12V + 2 USB-C (5V + data) sockets on instrument panel + 12V socket in charging area.
 Deadlocking of doors, impossible to open from outside or inside.
 Folding 3-button key + Standard 3-button key
3rd folding key with 3 buttons
 Gear shift indicator
 Cruise control + speed limiter with steering wheel controls
 Intelligent speed management with intelligent speed-limit sign reading.
 Emergency braking assistance
 Driver drowsiness detection and warning system
 Lane-keeping assist system
 Rear-mounted reversing camera
 Parking assistance: rear radars
 TPMS tyre pressure sensors
 Ready to fit alcohol ignition interlock device
 Blind spot warning system

ELECTRICAL EQUIPMENT

12 V, 70 Ah, 720 A battery, located under the floor in the middle of the cab
 Alternator : 180 amp capacity.
 LED daytime running lights, LED dipped beam and halogen main beam.
 Automatic window wiping with rain sensor
 Automatic dipped beam
 Fog lights
 Two wide-angle reversing lights and one rear fog light.

CHASSIS

Master Red EDITION Exclusive
LEGEND Internal cargo lining kit to cargo area

SUSPENSION

Front suspension

Helical suspension springs. Hydraulic, telescopic shock absorbers.

Rear suspension:

Single-leaf steel suspension
 Straight shackles
 Additional spring with polyurethane bump stop

FUEL TANK

Main fuel tank: 80 litres
 Secured access to fuel and AdBlue filler flaps



Telephone:
 Fax:
www.renault-trucks.com



AdBlue

21.7-litre AdBlue tank

STANDARD EQUIPMENT

On-board kit under driver's seat
 Vehicle documentation in glove box
 Towing hitch

BODYWORK

Red EDITION EXCLUSIVE finish: body-tone painted front bumper, RT rubber mat, monogram with two-tone diamond-cut rims (16") and Renault Trucks red wheel centrepiece. Floor and side anchoring points.

LED cargo area lighting
 2 x 12V / 24A outlets in the B-pillar on the right-hand side of the vehicle

SERVICE

Connected app: Internet for Google Automotive Service - 2 year subscription
 Renault Trucks Red Edition connected service - 5-year subscription

GEARBOX RATIOS

R1	1	2	3	4	5	6	7	8	9
3.89	4.71	2.84	1.91	1.38	1.00	0.81	0.70	0.58	0.48

The manufacturer reserves the right to modify the specifications above without prior notice.

Non contractual document.

For further assistance please contact Product Applications at Renault Trucks UK Limited, Wedgnock Lane, Warwick, CV34 5YA Telephone+44 (0)1926 475333.



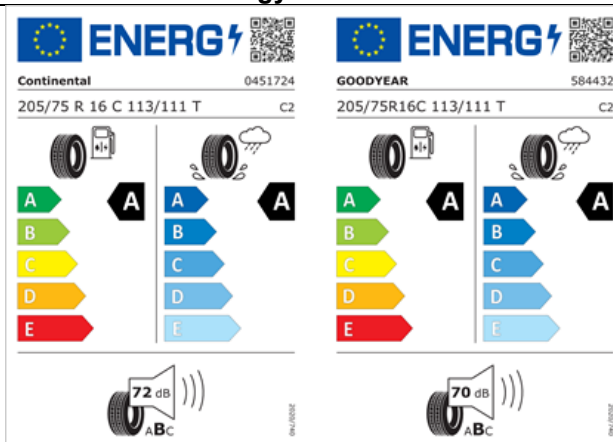
Telephone:
 Fax:
www.renault-trucks.com



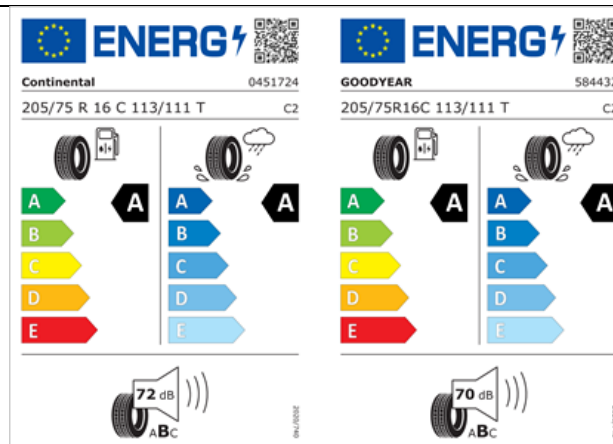
Model code : 50TAD6S3N23X
Calculation reference: 9546926

Energy labels of tires

Front*



Rear*



*Tyre reference installation depending on manufacturing date. No impact on vehicle performance due to identical tyre environmental specification.

The tire energy label is provided for information only. Although the technical characteristics are kept, manufacturer may vary.



Telephone:
Fax:
www.renault-trucks.com

